

**February 28, 2017**

Budget material by Kevin Mahoney,  
Assistant Superintendent of Finance  
Adapted & presented by Carrie  
Flood, Minuteman School Committee



**MINUTEMAN**  
A REVOLUTION IN LEARNING

# FY18 BUDGET PROPOSAL

Concord Fincom Hearing  
Article #18

A REVOLUTION IN LEARNING

# Our Guiding Values To Create Success

- Right Student for the Right Program for the Right Reason
- Excellent Teaching to Support Learning
- Effective Learning Environments
- Purposeful Career and College Results



# Recent Achievements

- Funding for a new school approved
- >\$600K grants for new equipment
- Clean FY16 Annual Audit
- “SP-1+” Rating by Standard & Poor’s
- Improved MCAS scores in all disciplines and subgroups -- Level 1

# SPRING 2016 MCAS RESULTS

## First Try Pass Rates:

- English Language Arts 100%
- Mathematics 95%
- Biology 99%
- Chemistry 100%

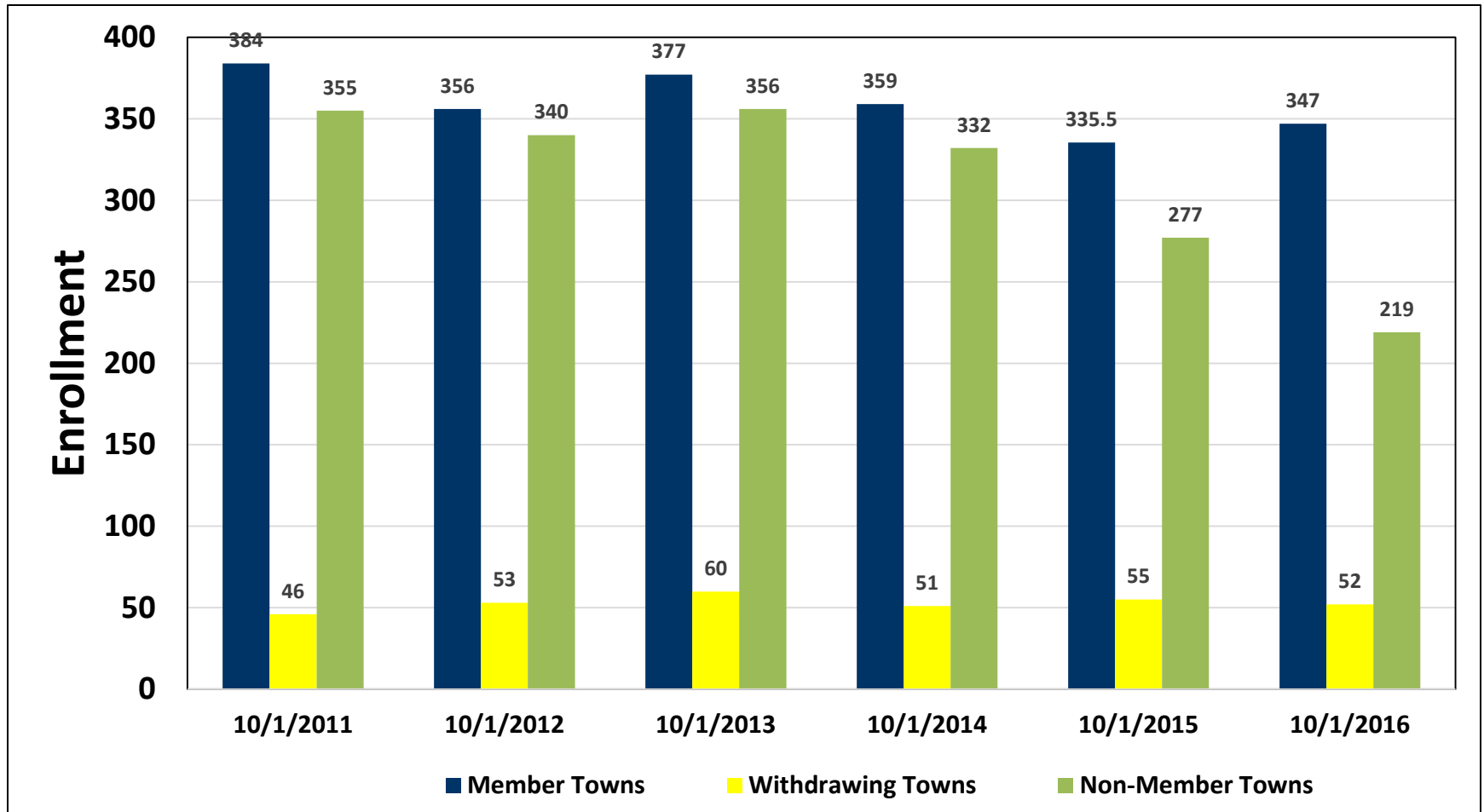
# District Challenges

- First budget year in our transition to a 10 Member Town District
- Revenue Changes:
  - Less Ch 70 State Aid due to smaller district (projected amount subject to change based on final state budget)
  - Decline in Out-of-District Tuition due to lower enrollment

# FY18 Budget Guidelines

- Maintain safe, secure, and effective learning environment in current building
- Implementation toward academy model
- Adjust staff and operating expenditures
- Reconfigure bus transportation system
- 3-year plan for equipment purchases
- Funding for Year 1 Debt Service
- Contributions to OPEB and Stabilization

# Overall Enrollment



# Overall – FY18 Budget / Assessments

Total FY18 Budget

\$19,449,466

Decrease of \$278,631 (1.41%)

Total Budget Assessments to Towns

\$11,551,483

Increase of \$607,744 (5.55%)



# FY18 Budget Proposal

## Expenditures By Function Code

ACCOUNT CODE	ACCOUNT DESCRIPTION	FY2016 ACTUAL	FY2017 BUDGET	FY2018 PROPOSAL	DIFFERENCE
1000	Administration	\$1,810,208	\$1,739,885	\$1,597,041	-\$142,844
2000	Student Instructional Services	\$9,511,386	\$9,626,521	\$9,825,078	\$198,557
3000	Student Services	\$2,186,450	\$2,240,048	\$1,902,488	-\$337,560
4000	Operation & Maintenance	\$1,798,664	\$1,803,804	\$1,779,420	-\$24,384
5000	Insurance, Retirement, Leases	\$2,713,344	\$2,913,565	\$2,787,268	-\$126,297
6000	Community Services	\$87,255	\$100,000	\$100,000	\$0
7000	Asset Acquisition & Improvement	\$947,319	\$157,322	\$272,623	\$115,301
8000	Debt Service	\$516,656	\$1,116,952	\$1,155,549	\$38,598
9000	Tuition Payments	<u>\$0</u>	<u>\$30,000</u>	<u>\$30,000</u>	<u>\$0</u>
	<b>GENERAL FUND</b>	<b><u>\$19,571,283</u></b>	<b><u>\$19,728,097</u></b>	<b><u>\$19,449,467</u></b>	<b><u>-\$278,630</u></b>

# FY18 Budget - Revenue Plan

Revenue Source	FY17 Revenue Plan	FY18 Revenue Plan	Difference
Est. Ch 70 Aid	\$ 2,184,747	\$ 2,034,403	-\$ 150,344
Regional Transportation Reimbursement (est. 60%)	928,943	935,112	6,169
Prior Year Tuition	4,445,668	3,928,468	-517,200
Current Year Tuition	400,000	400,000	0
Certified E&D	825,000	600,000	-225,000
Member Town Assessments	<u>10,943,739</u>	<u>11,551,483</u>	<u>607,744</u>
<b>TOTAL REVENUE</b>	<b><u>\$ 19,728,097</u></b>	<b><u>\$ 19,449,466</u></b>	<b><u>-\$ 278,631</u></b>

The pie may be smaller, but our slice is bigger!

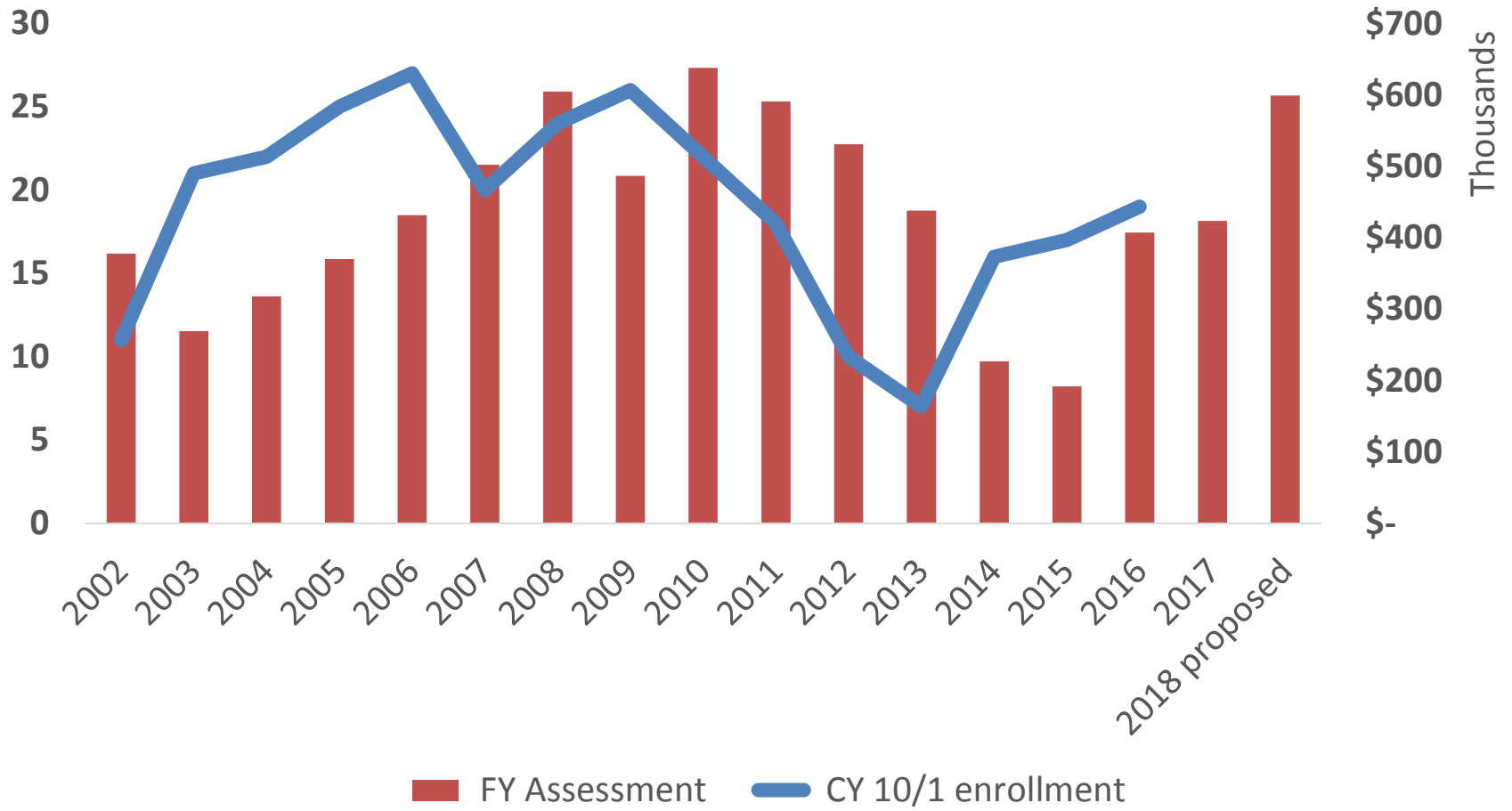


# Concord's Assessment Share

Assessment Category	Total Due FY18	Concord Share
Debt prior to 12/10/15 (incl. feasibility study, 16 towns)	\$629,503	\$30,203
Other capital and stabilization (10 towns)	272,623	14,830
Debt related to new bldg. design and construction (9 towns)	<u>526,047</u>	<u>31,257</u>
Total Debt and Capital	\$1,428,173	\$76,291
<u>Annual Operating (10 towns)</u>	<u>10,123,311</u>	<u>516,138</u>
Total Budget Assessment	\$11,551,483	\$592,429
<u>Post-Grad and Middle School Programs</u>	<u>328,853</u>	<u>6,750</u>
Total Member Assessment	\$11,880,336	\$599,179

# Concord's Enrollment vs. Assessments

(HS students only)



# FY18 Projected Concord Assessment

\$599,179

Concord Town Meeting Warrant Article 18

# More Minuteman

Following are for back up depending on questions that may be asked.

# Program changes

- Marketing program to close at end of this school year (SY16-17)
- Funding for 2 new programs:
  - Advanced Manufacturing – \$166,573
    - 1.0 FTE Instructor (.25 FTE funded in FY17)
  - Multi-Media Engineering - \$51,036
    - .5 FTE Instructor (.25 FTE funded in FY17)



# Cost control objectives

- No net increase in staffing
- Level fund supplies and services
- Capital equipment planning driven by design/space requirements in new School
  - Equipment purchases will be planned over the next 3 years to lessen the cost burden on the project budget
  - Actively seek grants, partnerships and private funds to invest in programs

# Transportation & Debt

- Bus Transportation Contract
  - Reduced by \$283,000 (3.5 routes)
- Debt Service – New School
  - Feasibility Study \$149,800
  - Design/Construction \$522,172
- Building Repairs – Level Fund at \$40,000

# Fixed Costs

- Health Insurance – level-funded
  - 5% rate increase offset by lower enrollment
- MM Retirement – Increase of \$15,000
- Utilities – Decrease of \$15,000 (based on FY16 Actual)
  - Allocated 90% District/10% Facilities Revolving fund

# Net Staffing Reductions

- Reduce Staffing to align with smaller school
  - Overall reduction of 3.0 FTE positions
  - 1.5 FTE Administrative positions
  - 1.5 FTE Teaching positions

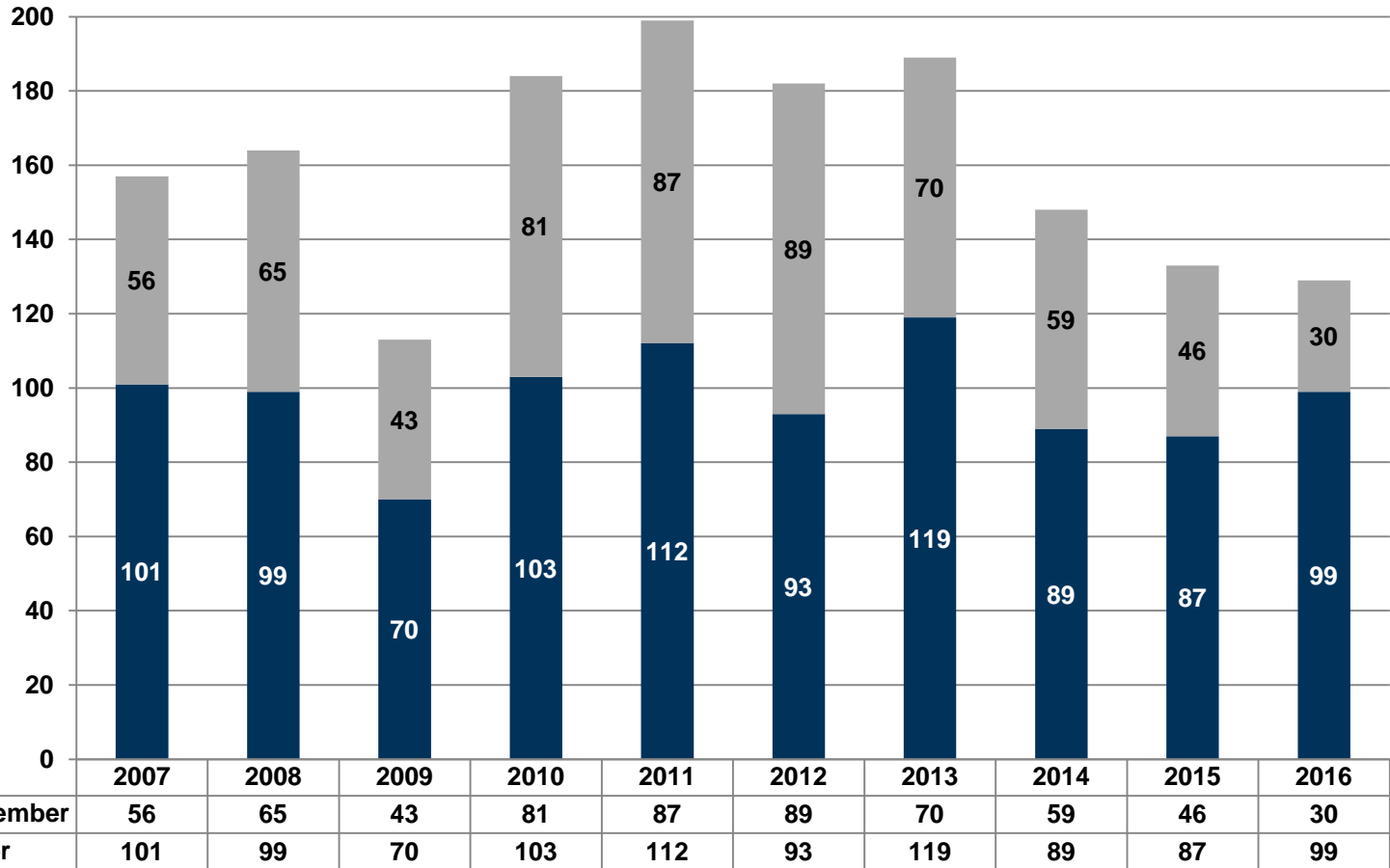
# Enrollment Strategies

- Continue to utilize the guiding strategies, events and social media/advertising
- Engage further discussion with non-member cities/towns on the benefits of joining the Minuteman district
- Goal of reaching 100% target enrollment of 628 students is 3 to 5 years

# 10/1/16 HS Enrollment by graduation year

	2017	2018	2019	2020	Grand Total
<b>In-District</b>	<b>114</b>	<b>89</b>	<b>83</b>	<b>100</b>	<b>386</b>
<b>Out of District</b>	<b>62</b>	<b>55</b>	<b>53</b>	<b>30</b>	<b>200</b>
<b>Total Enrollment</b>	<b><u>176</u></b>	<b><u>144</u></b>	<b><u>136</u></b>	<b><u>130</u></b>	<b><u>586</u></b>
<b>Total SPED Enrollment</b>					<b><u>47%</u></b>
<b>Concord - Enrollment</b>	<b><u>3</u></b>	<b><u>4</u></b>	<b><u>6</u></b>	<b><u>6</u></b>	<b><u>19</u></b>

# 10 Year Freshman Enrollment



# Revenue Plan

- Ch. 70 estimated decrease of (\$150,344)
- Reg. Transportation – increase of \$6,169  
Based on 60% reimbursement
- Decrease In Prior Yr. Tuition (\$517,200)
  - Due to change in DESE regulations regarding Nonmember enrollment
    - 140 applications were received and not processed due to regulation changes
- Use of certified E&D - \$600,000